



THANK YOU for riding in the 32nd Annual Rodman Ride for Kids!

Whether you are a new or veteran rider, please take a moment to review the information below so you'll be ready to go for Ride Day!

PLEASE NOTE THE RIDE HAS MOVED!

In order to create a safer route and overall better experience for riders, participants, & volunteers, we are packing up our bikes and moving the Ride for Kids to 38 Neponset Avenue in Foxboro! Parking will be located at 70 Mechanic Street in Foxboro, and there will be extra signage and guidance to get you from point A to point B. Special thanks to our partners at Schneider Electric for hosting the Ride for Kids this year!

OUR SITE

- Ride Headquarters is located at 38 Neponset Avenue, Foxboro, MA.
- Riders will park at 70 Mechanic Street.
- The Start and Finish lines will be located on Neponset Avenue.
- When it's time to Ride, you will line up at the start line on Neponset Ave. Watch for volunteers who will point you in the right direction.



RIDE MAPS

- If you'd like to download the Ride Route for your GPS, simply scan below:

25-mile route



50-mile route



- Cue sheets will be provided at registration and may also be downloaded at www.rodmanforkids.org/ride-day

- All routes are subject to change. Always follow the green arrows.

YOUR SAFETY IS OUR #1 PRIORITY

- **Please program these emergency numbers into your cell phone in advance of the Ride: [972-358-6368](tel:972-358-6368) and [469-520-1112](tel:469-520-1112).**
- **If you get lost, need Road Crew assistance, or have an emergency on the road, call one of the emergency numbers above, or flag down one of our 14 Road Crew vehicles.**
- **If you have a medical emergency, call 911, then call one of the emergency numbers if you are safely able to do so.**
- **It is imperative that you ride in single file as you first enter the roadway, and at all times. Riders who do not ride in a safe and responsible manner will be asked to withdraw from the Ride.**
- The Ride for Kids routes are supported until 3pm. If you are not on pace to cross the finish line by 3pm, our Road Crew reserves the right to shuttle you to a location that will bring you back on pace. Riders who refuse this service or remain on the route past 3pm will be asked to remove their bib numbers, effectively withdrawing from the Ride.
- In the event you sustain an injury, the Ride for Kids reserves the right to call 911 and/or shuttle you back to HQ. This is done with your best interest and safety in mind, and your cooperation is appreciated. If at any time you refuse medical services deemed necessary by a Ride staff or volunteer, you may be asked to remove your bib, effectively withdrawing from the Ride.
- **Riders will not be permitted to ride without a helmet. You must bring your own helmet.**
- You will receive a bib number. Pinning volunteers will be ready to help you attach the bibs after registration. Make sure your bib is visible on your back at all times by wearing it on your outermost layer of clothing.
- No personal music devices or headphones are permitted.
- If you have allergies, please carry your EpiPen with you at all times.
- Youth riders are strongly discouraged for safety reasons. Riders under 12 are not permitted on the Ride, and Riders between the ages of 13-17 will need to be accompanied by a guardian.
- Motorized bicycles/E-bikes are not permitted on the Ride.

PARKING

- **Please plan to arrive at least 30 minutes before your scheduled start time to allow ample time for parking, registration and breakfast.**
- Riders will park at 70 Mechanic Street, Foxboro MA.
- Should this lot fill, parking staff from VPNE will direct you to the next available lot.
- Handicapped accessible parking is available at Headquarters. Please have your placard visible.

CHECKING IN

- After parking, follow the Rider & Volunteer signs through the pedestrian path to Headquarters. Proceed to Rider Registration, where you will receive your bib.
 - Breakfast will be available.
 - Bicycle mechanic services are available. However, please take responsibility for tuning up your bike, checking air pressure in your tires, etc. prior to the event.
 - Riders must start at the time designated for their route. No riders will be permitted to start once their wave/route has closed.
- 50-mile starts at 9:00 AM** **25-mile starts at 10:15 AM**
- In an effort to avoid having too many riders on any stretch of roadway, riders go out in waves and you may have a brief wait at the start line. We move through the waves quickly. Please be on time.

WATER STOPS




- The 25-mile route includes 1 Water stop, and the 50-mile route includes 3. All are equipped with restrooms, food and beverage, and medical staff.
- Each Water Stop will have a lost & found bin. All lost & found items will be turned in to the Welcome tent at HQ when Water Stops close. You may make it back to HQ before your item does. If you don't want to wait, you may call the Ride for Kids office at (508) 543-7892 beginning Monday, 9/26, to inquire about your item.

AT THE FINISH LINE

- Check in at the Rider t-shirt tent for your official Rider shirt.
- Join us at the BBQ for food, drinks, and music!

#Ride4Kids #Rodman4Kids

We love to see your Ride Day photos! Don't forget to tag us!

 : /RodmanForKids  : @rodmanforkids  : /rodman-for-kids

Questions? Contact your Partner Organization or call the Ride office: 508.543.7892

This permit is to be used by RIDERS only.

Directions to Rider (R) Parking from the North:

- Take I-95S .
- Take Exit 17 to merge onto Mechanic Street toward Foxboro.
- Merge onto Mechanic Street
- Destination will be on your right – 70 Mechanic Street.

Directions to Rider (R) Parking from the South:

- Take I-95N
- Take Exit 13B to merge onto MA-140 N toward Foxboro.
- Merge onto MA-140 N.
- Turn right onto South Street at the rotary.
- Take a slight right at Rockland Trust Bank onto Mechanic Street.
- Destination will be on your left– 70 Mechanic Street.



***If you're using your GPS, please enter 70 Mechanic Street, Foxboro MA as your destination.
Please fold along the dotted line and place on your driver's side dashboard before approaching the Ride.***

R