



**New in 2023:  
Rodman Ride for Kids  
Mobile App!**



# New in 2023: Ride for Kids Mobile App!

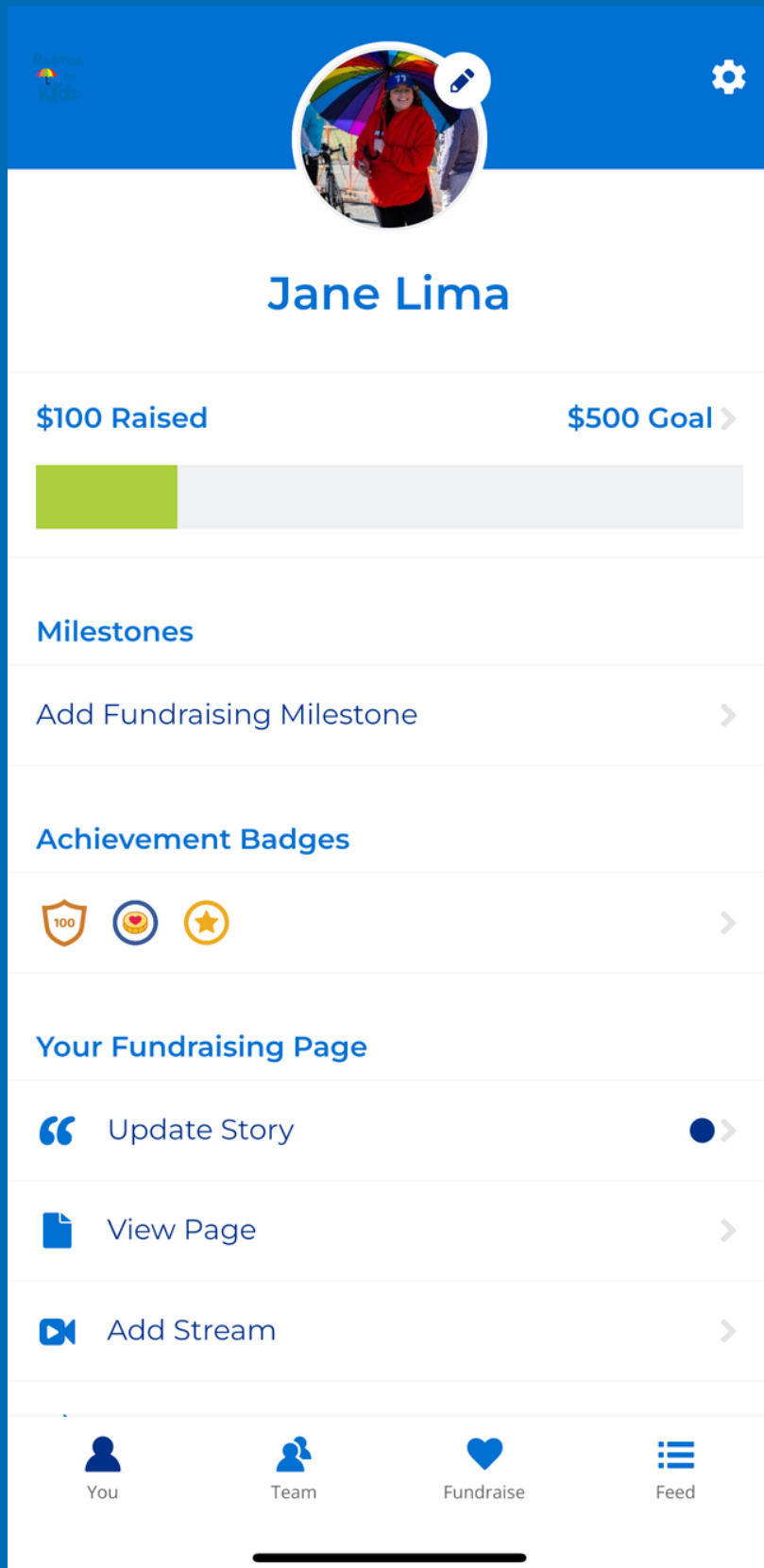


## Getting Started in the App

1. Download the DonorDrive Mobile Fundraising App
2. Search "Rodman Ride for Kids" and select the program.
3. Search for "The 33rd Annual Rodman Ride for Kids" event.



# New in 2023: Ride for Kids Mobile App!

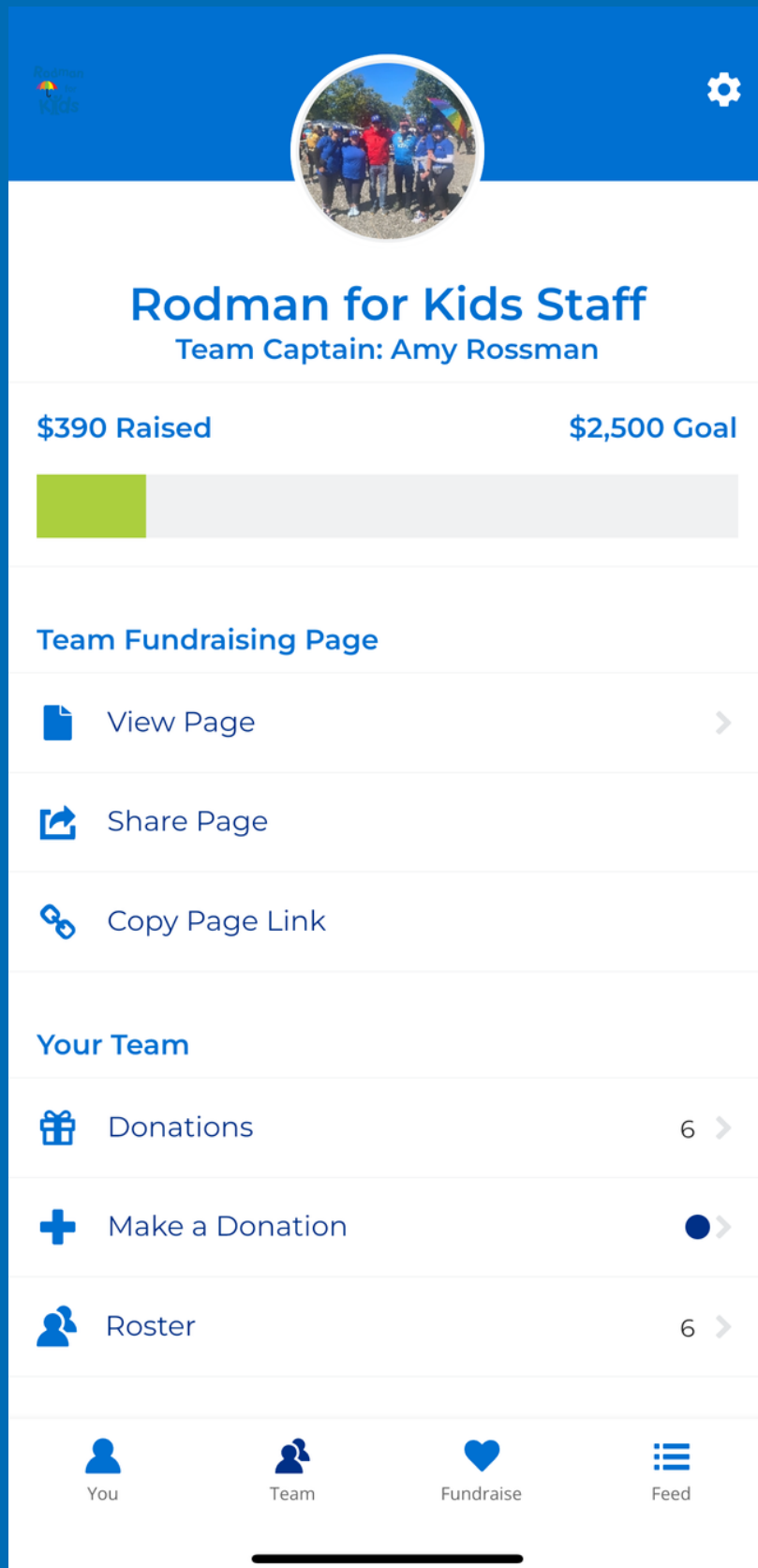


## Update Your Personal Fundraising Page

1. Change your profile image & display name.
2. Update your fundraising goal.
3. Set milestones leading up to your goal.
4. Update your fundraising story for all to see.
5. Share your Fundraising page on your phone.
6. View donations you've received.
7. And more!



# New in 2023: Ride for Kids Mobile App!



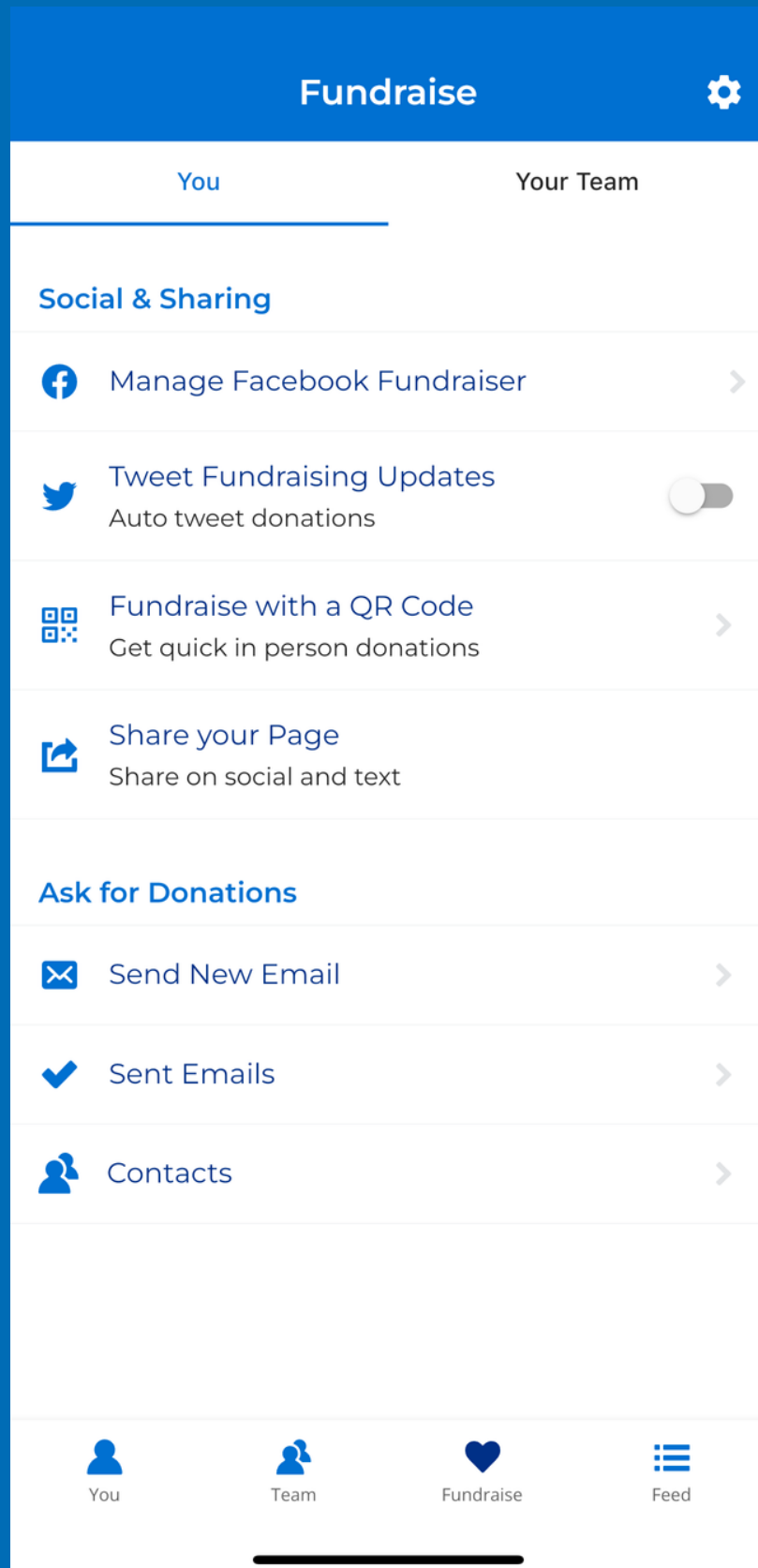
## Access Your Team's Fundraising Page

1. View your team page.
2. See your Team's Fundraising Goal progress.
3. Share the Team page on your phone.
4. See your team roster, including your teammates' fundraising progress.

If you are a team captain, you can make updates to your team's fundraising page, such as updating the profile image, changing the fundraising story, and more.



# New in 2023: Ride for Kids Mobile App!



## Fundraise in the App!

You can toggle between the "You" and "Your Team" tabs at the top of the screen to choose actions for your fundraising, such as:

1. Create a Facebook Fundraiser.
2. Display your QR Code to allow others to directly access your fundraising pages.
3. Share your page with friends and family for donations.
4. And more!



# New in 2023: Ride for Kids Mobile App!

## Stay Up to Date in the Feed!

The Feed tab provides you with updates about your personal and team fundraising progress, as well as important messages from Rodman for Kids.

Showing the most recent updates at the top, the Feed displays recent donations you and your team have received, as well any achievement badges or milestones you've reached!

Be sure to react to your teammates progress to boost morale!

